


MAX HD2 Dome

Dual Cellular Router for Mobile Deployments

Specifications

MAX HD2 Dome	
WAN Interface	2x Embedded LTE Modems with Redundant SIM Slots*
LAN Interface	1x 10/100/1000M Ethernet Ports^
Downlink/Uplink Datarate	150/50Mbps (CAT-4) 300/50Mbps (CAT-6) 600/150Mbps (CAT-12)
Enclosure	Rugged outdoor IP67
Recommended Users	150
Cellular Antenna	2x2 Internal MIMO Antennas 1x Internal GPS Antenna
Included Antenna	Built-In Omni Antenna Antenna gain: 4dBi
Power Input	1x Power over Ethernet 802.3at
Power Consumption	20W (max.)
Dimensions	4.33in. (radius) x 4.53in. (height) 110mm (radius) x 115mm (height)
Weight	With Ethernet Splitter (1700 grams, 3.75 pounds) Without Ethernet Splitter (1200 grams, 2.65 pounds)
Operating Temperature	-40° – 149°F -40° – 65°C
Humidity	15% – 95% (non-condensing)
Certifications	FCC, CE, RoHS Shock and Vibration Resistance: EN 61373:1999 IEC 61373:1999
Warranty	1-Year Limited Warranty
Package Content	MAX HD2 Dome, Ethernet Splitter, 2x Waterproof Ethernet Connector (ACW-112), Mounting Kit Set




MAX HD2 Dome

Dual Cellular Router for Mobile Deployments




Achieve Dual-Cellular Connectivity, No Expensive RF Cable, Zero Cable Loss

The HD2 Dome provides dual-cellular Bandwidth Bonding in an IP67 enclosure that has a minimal profile on the rooftop while providing maximum signal. With redundant SIM, the HD2 Dome supports two cellular radios and four SIM cards. Combine the HD2 Dome with the SIM Injector, and the number of cards increases to twelve.



Minimum Cable Loss, Best Cellular Signal Quality

Most outdoor deployments require a centrally placed router attached to strategically placed antennas. With the HD2 Dome, the antennas are placed in the same integrated enclosure as the cellular radios. This arrangement minimizes cable loss, giving you the best signal possible.



Ordering Information - MAX HD2 Dome

	Product Code	Carrier/Region	Modems	Cellular Standard	LTE Bands	3G Bands
LTE	MAX-HD2-DOM-M-LTE-E	APAC & EMEA	2	CAT- 4	B1, B3, B7, B8, B20	WCDMA/HSPA+/DC-HSPA+: B1, B2, B5, B6, B8
LTEA	MAX-HD2-DOM-M-LTEA-BD	APAC & EMEA	2	Cellular 1 (CAT-6)	Cellular 1: B1, B2, B3, B4, B5, B7, B8, B12, B13, B14, B17, B18, B19, B20, B25, B26, B28, B29, B30, B38, B39, B40, B41, B42, B43, B48, B66, B71	Cellular 1: HSPA+/WCDMA: B1, B2, B4, B5, B6, B8, B9, B19
				Cellular 2 (CAT-12)	Cellular 2: B1, B2, B3, B4, B5, B7, B8, B9, B12, B13, B14, B17, B18, B19, B20, B21, B25, B26, B28, B29, B30, B32, B38, B39, B40, B41, B66	Cellular 2: HSPA+: B1, B2, B3, B4, B5, B8, B9, B19
	MAX-HD2-DOM-M-LTEA-K	Global	2	CAT-12	B1, B2, B3, B4, B5, B7, B8, B9, B12, B13, B18, B19, B20, B26, B28, B29, B30, B32, B41, B42, B43, B46, B48, B66	HSPA+: B1, B2, B4, B5, B6, B8, B9, B19

Choose Between 8 Additional SIM With the SIM Injector. Anywhere, Anytime.

With the addition of the SIM bank, the HD2 Dome can support up to 12 SIM at your fingertips. Simply connect an Ethernet cable between the SIM Injector and the HD2 Dome. The SIM Injector is capable of PoE output, so you don't need to add another PoE switch to your deployment.

